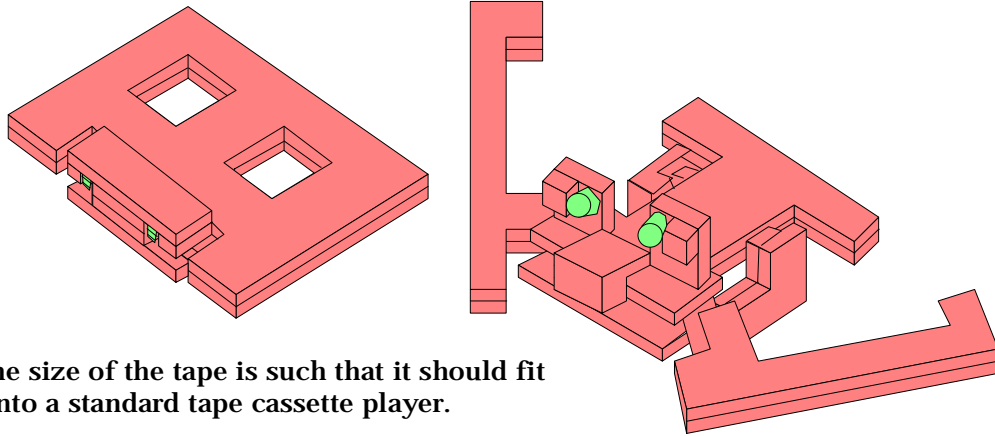



Transformer Cassette/Bird



The size of the tape is such that it should fit into a standard tape cassette player.












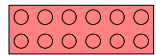
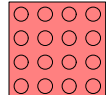
Transformation Steps:

1. Fold down the feet from the middle of the cassette
2. Swing the wings out
3. Unsnap the tile pieces that form the eyes and place them vertically between the dots on the head.

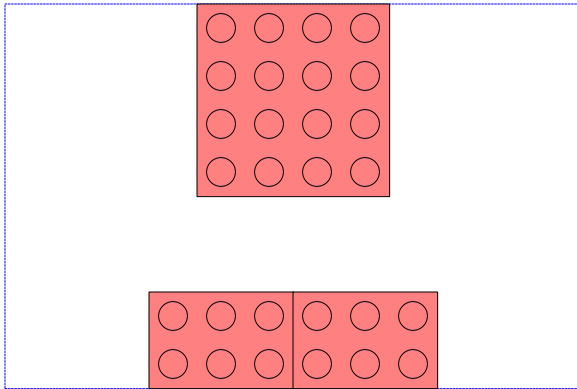
Red = 

Green Crystal = 

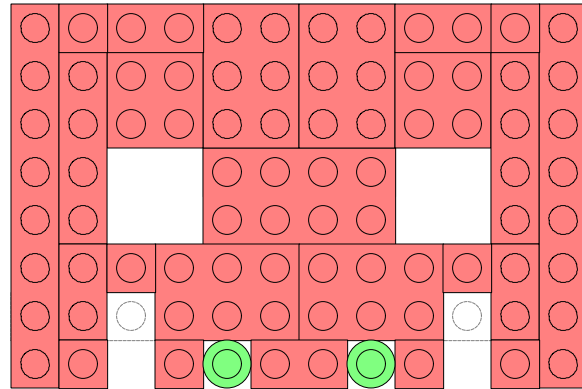
Required Parts (All Parts are Flats)

- 8  2 
- 11 
- 4 
- 8 
- 3 
- 2 
- 2  3 
- 6 
- 1 
- 1 
- 1 

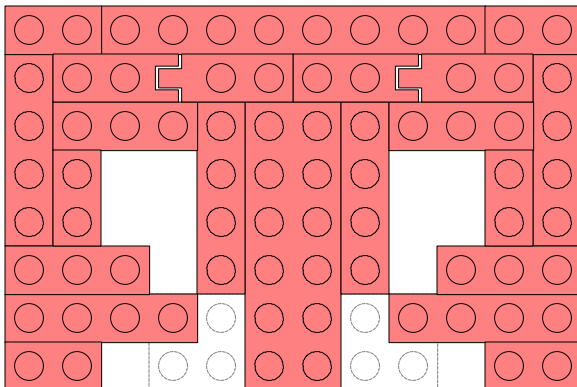
Level One



Level Three



Level Two



Level Four

